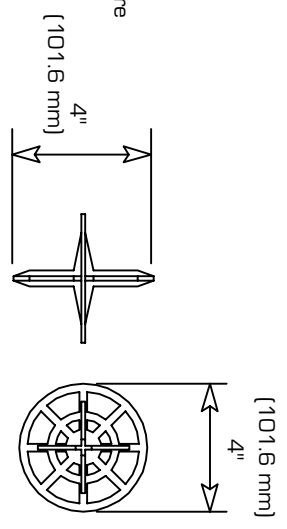
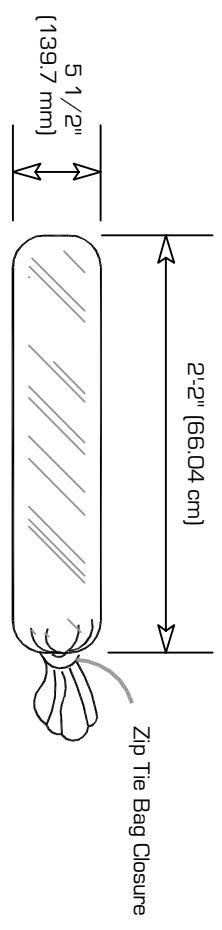


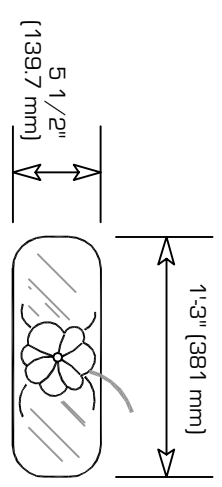
PLAN VIEW  
Mattress Face Area: 2.7 sq ft (.25 m<sup>2</sup>) / unit



ENVIROLOK CONNECTOR PIN  
SCALE: 1/2" = 1'-0"



ELEVATION  
Face Area: 1 sq ft (.093 m<sup>2</sup>)



END VIEW

**ENVIROLOK SPECIFICATION:**  
 Calculated Unit Fill: 1.25 cu ft (.0354 m<sup>3</sup>) / unit  
 Face Area: 1 sq ft (.093 m<sup>2</sup>)  
 Mattress Face Area: 2.7 sq ft (.25 m<sup>2</sup>) / unit

**NOTE:**  
 \* Quantities required vary based on unit filling and design layout  
 \* One Envirolok Unit consists of:  
 One Envirolok Bag  
 Two Connector Pins  
 One Zip Tie Bag Closure

This is a typical, non-site specific design. Envirolok LLC makes these documents available on an "as is" basis. All CAD (.dwg) and PDF (.pdf) files were created as a service to our customers. Final determination of the suitability of any information or material for the use contemplated and its manner of use, is the sole responsibility of the user. A final project specific design should be prepared by a qualified, licensed, professional engineer. THIS DRAWING IS NOT FOR CONSTRUCTION. Copyright 2014, Envirolok LLC

PROJECT		ENVIROLOK INSTALLATION	
DATE		JUNE 2015	
SHEET		SHEET 1	
SCALE		1" = 1'-0"	

Vegetated Environmental Solutions

10101 N. Casey Road  
www.envirolok.com  
P. 608.223.3571

Evansville, WI 53536  
ecosolutions@envirolok.com  
F. 608.884.4640

REVISIONS